



HERAMB

**STAINLESS STEEL
ACCESSORIES**

KITCHEN • BATHROOM • WARDROBE

Dear Customer,

*Welcome to the world of **HERAMB** Stainless Steel Accessories! Accessories for kitchen, bathroom as well as wardrobe. All in great styling! All ensuring great comfort and convenience! All of them built to last very long! And above all, each and every product promising great value for your money! Visualise your kitchen, bathroom or wardrobe imbedded with these great **HERAMB** accessories. We promise you a life of great convenience and comfort with organised storage of your daily needed items only to retrieve them instantly whenever you need. In fact **HERAMB** accessories would mean a style statement of your Home Decor. We also promise you the largest range of accessories offering you the widest choice in the market place. All these in **CHROME FINISH** to add sparkling elegance!*

*In the following pages you are getting exposed to the most exciting **HERAMB** accessories range. You are cordially invited to go ahead and choose whatever is suited for your home. Our promise is a **LIFELONG PARTNERSHIP!***

*Faithfully yours
For yearsand years*

HERAMB
Stainless Steel Accessories



STAINLESS STEEL ACCESSORIES



Largest Range ! Widest Choice !

CHROME
FINISH

PREMIUM BASKETS

HERAMB



PLAIN BASKET - 100 MM HEIGHT



PLAIN BASKET - 150 MM HEIGHT



PLAIN BASKET - 200 MM HEIGHT

AVAILABLE SIZES

W	305 / 380 / 430 / 480 / 530
D	505 / 555 / 610
H	100 / 150 / 200

1001

CHROME
FINISH

PREMIUM BASKETS

HERAMB



PARTITION BASKET - 100 / 150 / 200 MM HEIGHT



THALI BASKET - 200 MM HEIGHT



CUP & SAUCER BASKET - 100 MM HEIGHT

AVAILABLE SIZES

W	380 / 430 / 480 / 530
D	505 / 555 / 610
H	100 / 150 / 200

(mm)

CHROME
FINISH

PREMIUM CUTLERY BASKETS

HERAMB



AVAILABLE SIZES

W	D	H
380	505	100
430	505	100
480	505	100
530	505	100

TWIN CUTLERY BASKET



FULL CUTLERY BASKET

AVAILABLE SIZES

W	D	H
480	505	100
480	555	100
480	610	100
530	505	100
530	555	100
530	610	100



FULL CUTLERY BASKET

AVAILABLE SIZES

W	D	H
380	505	100
380	555	100
380	610	100
430	505	100
430	555	100
430	610	100

CHROME
FINISH

UTENSIL & GRAIN BASKETS

HERAMB

AVAILABLE SIZES

W	D	H
380	505	305
430	505	305
480	505	305
530	505	305

(mm)



GRAIN BASKET

AVAILABLE SIZES

W	810 / 685 / 810
D	505 / 555 / 610
H	100 / 150 / 200

(mm)



UTENSIL WIDE BASKET

CHROME
FINISH

PULL OUTS

HERAMB

AVAILABLE SIZES

W	100 / 125 / 150 / 200
D	455 / 505 / 555 / 610
H	530



3 SHELF PULLOUT



DETERGENT PULLOUT

AVAILABLE SIZES

W	D	H
125	505	430
150	505	430

CHROME
FINISH

BASKET PULL OUTS

HERAMB



2 BASKET PULLOUT



THALI & PLAIN BASKET PULLOUT



3 BASKET PULLOUT

AVAILABLE SIZES

W	280 / 380
D	455 / 505 / 555 / 610
H	460 / 530

(mm)

CHROME
FINISH

PERFORATED BASKETS

HERAMB



PLAIN BASKET - 100 MM HEIGHT



PLAIN BASKET - 150 MM HEIGHT



PLAIN BASKET - 200 MM HEIGHT

AVAILABLE SIZES

W	380 / 430 / 480 / 530
D	505 / 555 / 610
H	100 / 150 / 200

(mm)

CHROME
FINISH

PERFORATED BASKETS

HERAMB



CUTLERY BASKET - 100 MM HEIGHT



THALI BASKET - 200 MM HEIGHT

AVAILABLE SIZES

W	380 / 430 / 480 / 530
D	505 / 555 / 610
H	100 / 150 / 200

(mm)



CUP & SAUCER BASKET - 100 MM HEIGHT

CHROME
FINISH

EXECUTIVE CUTLERY TRAYS

HERAMB



TWIN CUTLERY TRAY

AVAILABLE SIZES		
W	D	H
200	480	60
200	530	60



EXECUTIVE CUTLERY TRAY

AVAILABLE SIZES		
W	D	H
355	480	55
355	530	55
355	580	55
405	480	55
405	530	55
405	580	55



EXECUTIVE CUTLERY TRAY

AVAILABLE SIZES		
W	D	H
455	480	55
455	530	55
455	580	55
505	480	55
505	530	55
505	580	55

**CHROME
FINISH**

GRAIN TROLLEY

HERAMB



Carcase Size	(mm)	450	500	550	600
Inner Size	(inches)	16	18	20	22
	(mm)	414	464	514	564
Width (W)	(inches)	15	17	19	21
	(mm)	387	437	490	540
Depth (D)	(inches)	20			
	(mm)	508			
Height (H)	(inches)	12			
	(mm)	300			

FITMENT FOR PULLOUTS



- * Provides Convenience for storage of Atta & Rice
- * Mounted on rugged steel frame which has been zinc phosphate coated prior to high finish epoxy coating
- * Double sealed ball bearing mechanism ensures no jamming in case of spilling of Atta & Rice

GRAIN TROLLEY

MODEL : GPO(W)

Contents :

- Baskets fitted to mechanism - 1 Nos
- Bottom mounting mechanism - 1 Nos

The **HERAMB** grain trolley is one of the best designed product for convenience of usage & long life. The **HERAMB** design enables even a housewife to easily remove the trolley from its base unit for cleaning of floor space beneath it & install it with utmost ease. The trolley is mounted on double sealed ball bearing coated with nylon for most durable & life long operation. All mechanisms come with a heavy duty roller system. The shutter can be mounted on mechanism.

**DOUBLE SEALED
BALL BEARING
BASED MECHANISM
with ROLLER SYSTEM**

**CHROME
FINISH**

PULLOUTS

HERAMB



BOTTLE / ORGANISER PULL-OUT
MODEL : BPO (W)(S)

Carcass Size :	(mm)	150	200	250
	(inches)	4.5	6.5	6.5
Inner Size :	(mm)	114	164	215
	(inches)	4	6	8
Width (W)	(mm)	106	166	206
	(inches)	20	490	
Depth (D)	(mm)	490		
	(inches)	20		
Shelves (S)	Nos.	2	3	
	(inches)	18	21	
Height (H)	(mm)	456	526	
	(inches)	18	21	

The **HERAMB** bottle pullout can be conveniently used for storage of bottles on the bottom shelf & small containers on the top shelf. This also comes with the benefit of easy removal & smooth operation. It is also fitted with heavy duty roller system. The shutter can be mounted on mechanism.



WIDE PULL-OUT
MODEL : WPO

Carcass Size :	(mm)	300	400	450	Depth (D)	(inches)	20	
	(mm)	204	304	414		(mm)	508	
Inner Size :	(inches)	9	12	15	Shelves (S)	Nos.	2	3
	(mm)	235	311	387		Height (H)	(inches)	19
Width (W)	(mm)	235	311	387	(mm)		495	525

- * Heavy duty coated bottom mounting channels to withstand load upto 50 kgs.
- * Double Ball Bearing based mechanism to ensure perfect lifelong movement.
- * Double sealed ball bearing protects from dust & dirt.
- * Easy fitment & removal facilitates cleaning.



The **HERAMB** wide pull-out provides the same trolley design advantage as grain trolley. You can also attach bottle partition, cup & saucer or plate partition for your convenience & usage. The shutter can be mounted on mechanism.


CHROME
FINISH

MAGIC CORNER UNIVERSAL

HERAMB



Carcase Opening Size: 16 Inches



- Contents :**
Base Unit - 1 Nos
Slider Pillar - 1 Nos
Baskets - 4 Nos

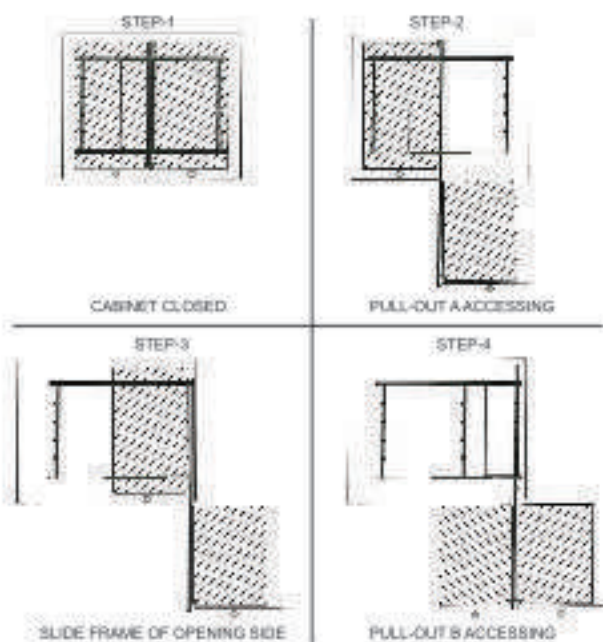
UNIVERSAL MAGIC CORNER MODEL - MCU

The name says it all

Although this has less to do with magic than with cleverness and technical refinement! Magic Corner is capable of housing two complete cabinet equipments beside each other in only one corner cabinet. With one movement, the intelligent sliding technology simultaneously drives the front and the pullout rack into the users viewing and access area. As one would expect of **HERAMB**, this occurs in a flowing, smooth motion.

FEATURES

- * Can be used on both left & right sides.
- * Robust design - Very durable ball bearing based movement
- * Full pullout - All four baskets can be pulled out.
- * Large basket size for full utilization of space.
- * Easy to fit.
- * Firm basket attachment - No loose components.
- * Easy to operate - No complicated movement.
- * Heavy Duty Phosphate and Epoxy frame for long life.



CHROME
FINISH

CARROUSEL

HERAMB



CARROUSEL UNIT
MODEL : RCR

*Merry
Go
Round*

**FITMENT FOR
CARROUSEL UNIT**



FULL CARROUSEL
MODEL : FCR

Carcase Size :	(mm)	600	650	700	800	850
Inner Carcase Size :	(Inches)	22	24	26	30	32
	(mm)	562	612	662	764	814
Dia Size :	(Inches)	20	22	24	28	30
	(mm)	508	558	609	711	762

The established revolving cabinet

An excellent wirework base and an elegant railing in a noble wirework look - lends new accents even to this classical corner cabinet solution.

Yet practical aspects don't miss out either: The shelves can be adjusted to any height at any time.


FEATURES

- * Carousel with innovative revolving system to provide smooth, wobble free movement.
- * Simple Height Adjustment system with S.S. top mounting provides adjustment upto 6 inches.
- * Self Locking System for easy shutter closing.
- * Movement based on nylon to nylon contact so no wear & tear.

CHROME
FINISH

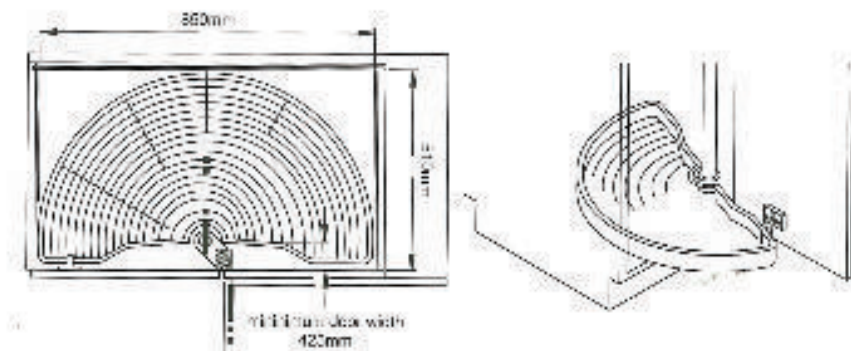
DEE TRAY

HERAMB



DEE - TRAY
MODEL : DT

Carcase Size :	(mm)	750	800	850
Dia Size :	(inches)	24	26	28
	(mm)	610	660	711



CHROME
FINISH

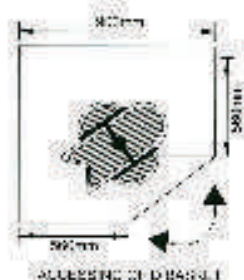
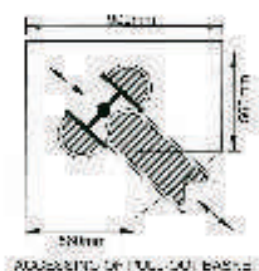

MAGIC CARROUSEL

HERAMB

FITMENT



MAGIC CARROUSEL
MODEL : MCR



Carcase Size :	(mm)	900 x 900	700 x 700
	(inches)	36 x 36	28 x 28
Inner Carcase Size :	(mm)	864 x 864	664 x 664
	(inches)	34 x 34	26 x 26
Dis Size :	(inches)	32	24
Height :	(mm)	610 - 762	
	(inches)	24 - 30	

Unmatched performance & excellent utilization of corner space **HERAMB** magic carrousel provides a perfect alternative. The pullout central baskets provide easy access to the deepest corner spaces otherwise impossible to reach. The robust innovative design, adjustable central baskets & adjustable upper mounting shaft gives it a clear lead over other such products available in market. The perfect **HERAMB** design makes the movement absolutely smooth & innovative stop brake system enables the carrousel to stop at predetermined point.

CHROME
FINISH

FLYING DISC

HERAMB



CHROME
FINISH

FLYING DISC

HERAMB



HERAMB offers one more wonder solution

for your kitchen corner - The **FLYING DISC**.

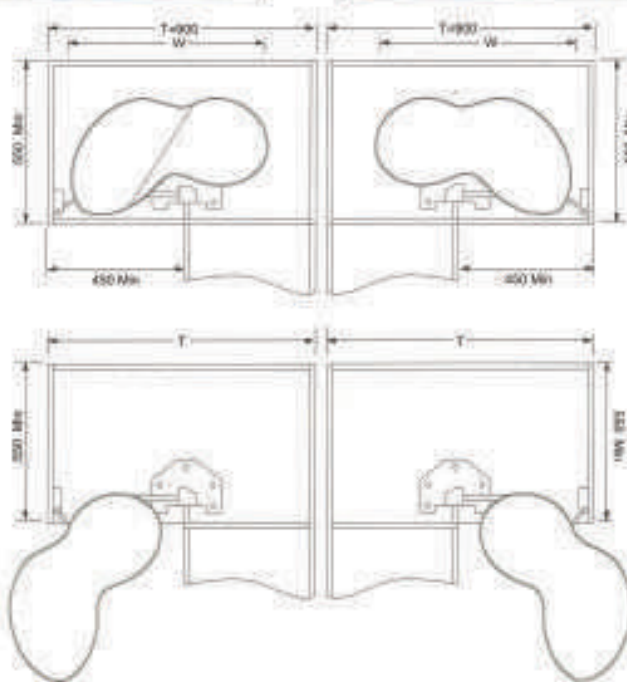
Wonderful example amongst modern kitchen storage gadgets. Rear space of the corner is not only gainfully utilised, but also the retrieval of the stored material is magically easy as it props up to the front.

FLYING DISC by its very presence also makes a fashion statement of your kitchen.

CHROME
FINISH

FLYING DISC

HERAMB



FLYING DISC (Left & Right)

T = CABINET
900 mm

WIDTH x DEPTH x HEIGHT
815 x 400 x (600-700) mm

MODEL : FD - R / FD - L

CHROME
FINISH

POLE SYSTEM

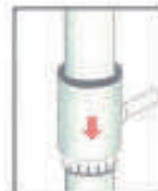
HERAMB



FITMENT OF POLE SYSTEM



The lock ring fixes the position of the bearing ring. These then support the particular functional element.



CIRCULAR SWIVEL SHELF



CIRCULAR ROTATING SHELF



SWIVEL SHELF



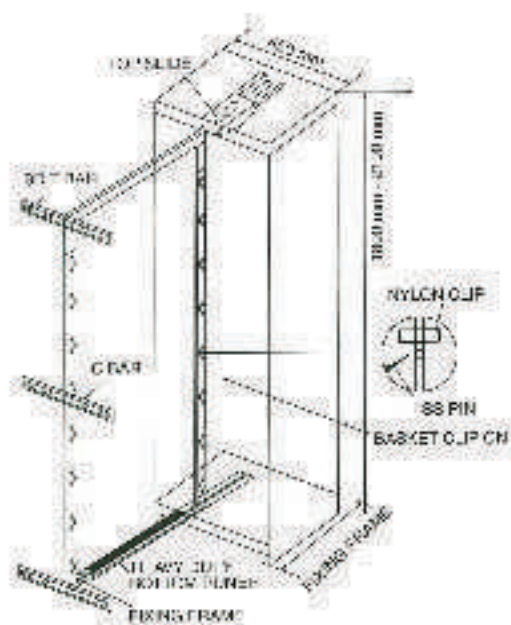
GLASS RACK

TALL PULLOUT



MODEL : TPO

Carcase Size :	(mm)	350	400	450
Inner Carcase Size :	(inches)	12	14	16
	(mm)	314	364	414
Width (W)	(inches)	11	13	15
	(mm)	260	330	381
Depth (D)	(inches)	20		
	(mm)	508		
Height (H)	(inches)	4-3	6-7	
	(mm)	1220-1524	1830-2135	



FEATURES

- * Heavy duty epoxy coated bottom mounting runner to withstand load upto 100 k.g.
- * Full extension slider bearing mechanism with locking.
- * Adjustable frame.
- * Super smooth movement.
- * All baskets in 100% stainless steel with multi layer chrome plating.
- * Unique 3 dimensional adjustment of the shutter.

CHROME
FINISH

TALL PULLOUT MERRY GO ROUND

HERAMB

Merry
Go
Round

MODEL : MGR - TPO

Carcass Size	(mm)	350	400	450
Inner Carcase Size	(inches)	12	14	16
	(mm)	314	354	414
Width (W)	(inches)	11	13	15
	(mm)	280	330	367
Depth (D)	(inches)	20		
	(mm)	508		
Height (H)	(inches)	4-5	6-7	
	(mm)	1220-1524	1630-2136	

Merry Go Round Tall Pullout - The practical larder unit pull-out is not only attractive to look at but also makes full use of every last inch of storage space and what's more, it easily swings to your convenience. The true effortless pullout system with swing guarantees easy access from both the sides.

The clip on baskets can be easily adjusted to change in requirement. A true highlight of this system is the ease with which it can be assembled.

Needless to say the front permits 3 dimensional adjustment.



CHROME
FINISH

TALL PULLOUT CROCKERY

HERAMB



HERAMB offers special version of **TALL PULLOUT** for organised storage of crockery items. This enlivens the dining area with easy retrieval of crockery items. This **TALL PULLOUT** makes style statement in your home decor. Also available with bottle holder & glass holder on special request. Also available in Merry Go Round Version.

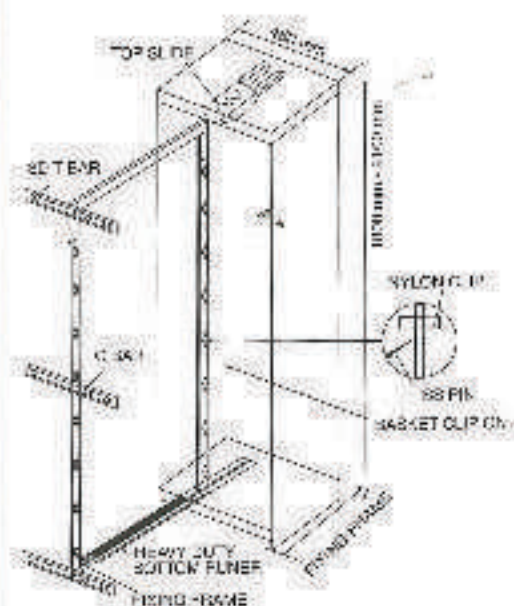
MODEL : TPO - CR
 : MGR - TPO - CR

Height : 8ft.-7ft.

Depth : 20"

Carcase : 450mm

Loading Capacity : 100 kgs.



CHROME
FINISH

LARGE PANTRY PULLOUT

HERAMB



CHROME
FINISH

LARGE PANTRY PULLOUT

HERAMB

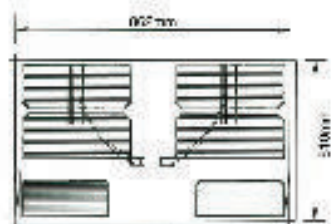
LARGE PANTRY UNIT- Practical & Excellent design for the discerning kitchen user. This pantry storage offers organised storage & accessibility. With the door opened, the access is provided first to the small baskets clipped on the door. Opening on of the swing frame activates the mechanism, moving the next pull-out frame to the front.

The baskets clipped on to the frame are removable & can be adjusted at various heights. The rigid design of the system & the guided slides ensures effortless movement & high degree of stability.


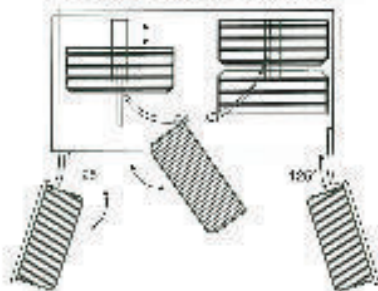
MODEL : PPO - 18/21
PPO - 36/42

Height : 6ft - 7ft
Depth : 20"
Carcase : 900mm
Loading Capacity : 200 kgs

Closed view of the large Pantry Cabinet



Open view of the large Pantry Cabinet



CHROME
FINISH

LARGE PANTRY PULLOUT

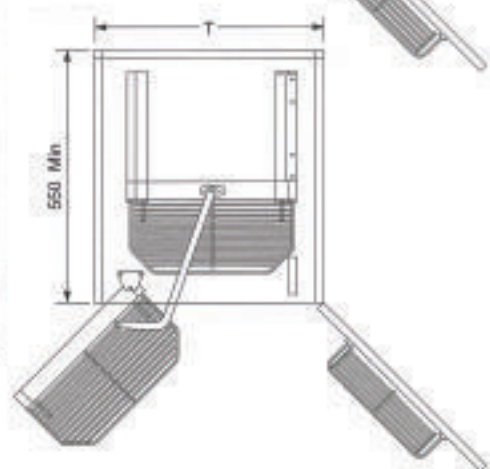
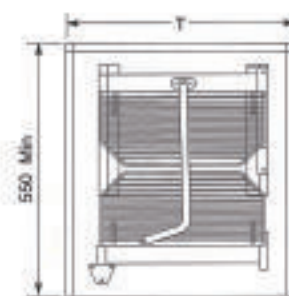
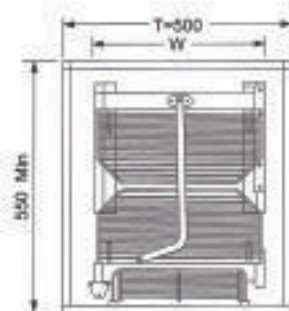
HERAMB



CHROME
FINISH

LARGE PANTRY PULLOUT

HERAMB



CHROME
FINISH

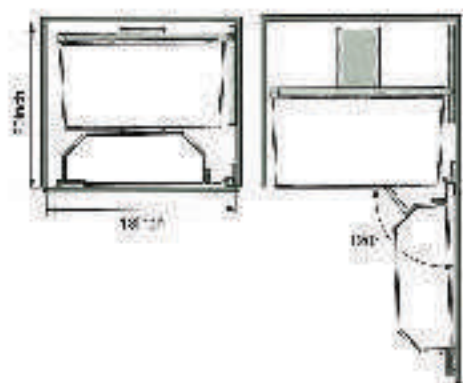
PANTRY PULLOUT 8 / 12 / 14 BASKETS

HERAMB

Two Cabinets behind one door.

HERAMB offers completely new options for keeping supplies - and much more! Opening the cabinet door will Trigger one of those thrilling light - bulb moments. Employing an intelligent pullout technology, the shelves at the rear will automatically come towards the user. Hence, this piece of furniture is astonishingly well arranged, and all supplies are perfectly accessible. Even in the door shelves there is abundant storage space!

MODEL : PPO - 08B / 16B
 : PPO - 12B / 24B
 : PPO - 14B / 28B



CHROME
FINISH

MERRY GO ROUND TALL PANTRY PULLOUT

HERAMB



Merry
Go
Round

MERRY GO ROUND PANTRY PULLOUT

An innovative product by HERAMB consist of pull-out system coupled with 360 degree rotary motion to give all out access to products stored at your convenience. Apart from tremendous storage capacity the swing motion ensures easy access to every corner with optimum use of storage space, practical design & attractive looks....This is a masterpiece for every kitchen.

MODEL : MGR - TPPO

Height : 4ft - 5ft / 6ft - 7ft

Depth : 20"

Carcase : 450mm

Loading Capacity : 100 kgs.

CHROME
FINISH

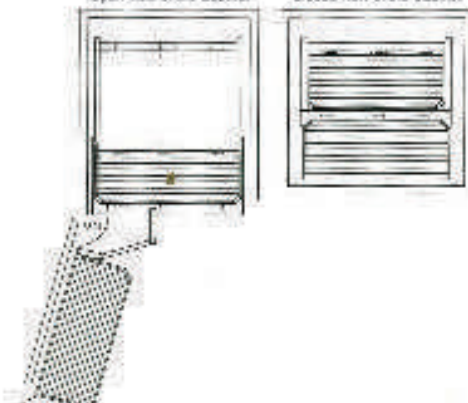
MINI PANTRY PULLOUT

HERAMB



Open view of the Cabinet

Closed view of the Cabinet



MINI PANTRY PULLOUT

MODEL : MPPO

As you open the shutter the rear baskets move forward in tandem to give a clear view of all the stored objects. The cabinet depth is divided between the door elements and a pullout element. The flawless movement gives an excellent comfort of usage.

Carcase Size :	(mm)	450
Inner Carcase Size :	(mm)	414
	(inches)	16.5
Width :	(mm)	405
	(inches)	16
Height :	(mm)	457
	(inches)	18

CHROME
FINISH

PANTRY PULLOUT OVERHEAD

HERAMB

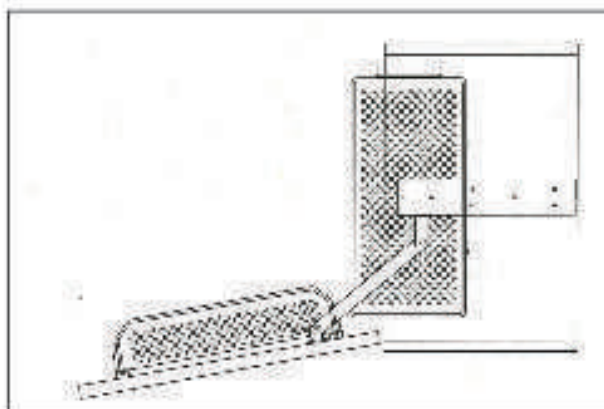


The **HERAMB** mini overhead pantry makes all products stored visible / easily accessible by joint opening of the shutter. The height of baskets is adjustable as per the requirements. Also the smooth mechanism gives pleasure of usage.

MINI OVERHEAD PANTRY

MODEL : MOP

Carcass Size :	(mm)	308
Inner Size :	(inches)	11
	(mm)	272
Width (W)	(inches)	10
	(mm)	254
Depth (D)	(inches)	10
	(mm)	254
Shelves (S)	Nos	3
Height (H)	(inches)	20-24
	(mm)	500-700



CARROUSEL OVERHEAD

**Merry
Go
Round**

HERAMB offers a special solution for overhead corner cabinet. The overhead carousel unit ideally utilises not only the corner space but also makes easy retrieval of items stored at the rear end.

CHROME
FINISH

FLEXI SYSTEM FOR CONVENTIONAL TO MODULAR

HERAMB



Height : 18" / 24" / 26" / 27" / 28" / 30"
Width : Connecting Section as required available
Depth : 16" / 18" / 20" / 22" / 24"

Flexi
system



HERAMB FLEXI SYSTEM

is a wonderful concept to convert your existing conventional kitchen in to a modern modular kitchen.

Flexi system offers various sizes of partitions as well as connecting sections between the partitions. Overnight you can convert your old kitchen into an all new one.

CHROME
FINISH

KITCHEN ORGANISERS

HERAMB



MINI KITCHEN ORGANISER

DIMENSIONS		
W	D	H
455	290	110



MAXI KITCHEN ORGANISER
(ALSO AVAILABLE WITH PLAIN SHELVES)

DIMENSIONS		
W	D	H
455	290	455



KITCHEN KEEPER

DIMENSIONS		
W	D	H
300	100	405

CHROME
FINISH

WALL HANGING ACCESSORIES

HERAMB

AVAILABLE SIZES

MODEL	W	D	H
12601	305	185	305
15601	380	185	305
18601	455	185	305



SINGLE SHELF RACK
MODEL : 12601 / 15601 / 18601



TWO SHELF RACK
MODEL : 12602 / 15602 / 18602

AVAILABLE SIZES

MODEL	W	D	H
12602	305	185	325
15602	380	185	325
18602	455	185	325

WALL HANGING BRACKET IS
PART OF THE PRODUCT PACKAGE

CHROME
FINISH

WALL HANGING ACCESSORIES

HERAMB



SINGLE SHELF RACK
MODEL : 12901



TWO SHELF RACK
MODEL : 12902



THREE SHELF RACK
MODEL : 12903

AVAILABLE SIZES

MODEL	W	D	H
12901	305	255	325
12902	305	255	390
12903	305	255	545 (mm)

WALL HANGING BRACKET IS
PART OF THE PRODUCT PACKAGE

CHROME
FINISH

WALL HANGING ACCESSORIES

HERAMB



CUP & SAUCER RACK
MODEL : CS 01



CUP & SAUCER RACK (With Drain Tray)
MODEL : CS DT 01



CUP & SAUCER RACK (With Cutlery Tray)
MODEL : CS CT 01

AVAILABLE SIZES

MODEL	W	D	H
CS 01	405	270	325
CS DT 01	415	285	325
CS CT 01	410	315	325

WALL HANGING BRACKET IS
PART OF THE PRODUCT PACKAGE

CHROME
FINISH

WALL HANGING ACCESSORIES

HERAMB



SINGLE SHELF CLASSIC RACK
MODEL : CL 1201 / CL 1501 / CL 1801



TWO SHELF CLASSIC RACK
MODEL : CL 1202 / CL 1502 / CL 1802



THREE SHELF CLASSIC RACK
MODEL : CL 1203 / CL 1503 / CL 1803

AVAILABLE SIZES

MODEL	W	D	H
CL 1201	305	165	325
CL 1501	380	165	325
CL 1801	455	165	325
CL 1202	305	165	395
CL 1502	380	165	395
CL 1802	455	165	395
CL 1203	305	165	545
CL 1503	380	165	545
CL 1803	455	165	545

WALL HANGING BRACKET IS PART OF
THE PRODUCT PACKAGE. ALL SHELVES ARE DETACHABLE

CHROME
FINISH

WALL HANGING ACCESSORIES

HERAMB



LADDLE CRADLE
MODEL : LC 01



CUTLERY HOLDER
MODEL : CTL 01



DOUBLE CUTLERY HOLDER
MODEL : CTL 02



CORNER RACK : 12 X 12 TWO SHELF
MODEL : CRH 1202



CORNER RACK
12 X 12 SINGLE SHELF
MODEL : CRH 1201



SOAP DISPENSER
MODEL : SD 01

AVAILABLE SIZES

MODEL	W	D	H
LC 01	400	50	305
CRH 1201	305	340	325
CRH 1202	305	340	395
SD 01	395	110	325
CTLH 01	120	190	325
CTLH 02	250	190	325

WALL HANGING BRACKET IS
PART OF THE PRODUCT PACKAGE

CHROME
FINISH

WALL HANGING ACCESSORIES

HERAMB



3 BOTTLE RACK
MODEL : 3B 01



4 BOTTLE RACK
MODEL : 4B 01



5 BOTTLE RACK
MODEL : 5B 01

WALL HANGING BRACKET IS
PART OF THE PRODUCT PACKAGE

BOTTLES SHOWN ARE
PART OF THE PRODUCT PACKAGE



10 BOTTLE RACK
MODEL : 10B 01



6 BOTTLE RACK
MODEL : 6B 01



8 BOTTLE RACK
MODEL : 8B 01

AVAILABLE SIZES

MODEL	W	D	H
3B 01	305	145	325
4B 01	395	145	325
5B 01	395	120	325
6B 01	305	145	395
8B 01	395	145	395
10B 01	395	120	395

(mm)

CHROME
FINISH

PERFUME RACK KITCHEN

HERAMB



SINGLE RACK - 6" D



SINGLE RACK - 4" D



2 TIER RACK - 4" D

DIMENSIONS	
W	9" / 12" / 15" / 18" / 21" / 24"
D	4" / 6"
H	SINGLE : 3"
H	2 TIER : 11"
H	3 TIER : 21"



2 TIER RACK - 6" D



3 TIER RACK - 4" D



3 TIER RACK - 6" D

CHROME
FINISH

PERFUME RACK BATHROOM / WARDROBE

HERAMB



SINGLE RACK - 4" D



SINGLE RACK - 6" D



2 TIER RACK - 4" D

DIMENSIONS	
W	9" / 12" / 15" / 18" / 21" / 24"
D	4" / 6"
H	SINGLE : 3"
H	2 TIER : 11"
H	3 TIER : 21"



2 TIER RACK - 6" D



3 TIER RACK - 4" D



3 TIER RACK - 6" D

CHROME
FINISH

MULTIPURPOSE RACK

HERAMB



SINGLE RACK

AVAILABLE SIZES

W	D	H
225	125	50
305	125	50
380	125	50
455	125	50
530	125	50

AVAILABLE SIZES

W	D	H
225	125	285
305	125	285
380	125	285
455	125	285
530	125	285



2 TIER RACK

AVAILABLE SIZES

W	D	H
225	125	600
305	125	600
380	125	600
455	125	600
530	125	600



3 TIER RACK

AVAILABLE SIZES

W	D	H
225	125	530
305	125	530
380	125	530
455	125	530
530	125	530



4 TIER RACK

**CHROME
FINISH**

CLASSIC RACK

HERAMB



3 TIER RACK



4 TIER RACK



4 TIER RACK



3 TIER RACK



SINGLE RACK

AVAILABLE SIZES	
W	305 / 380 / 455
D	125
H	SINGLE : 90
H	2 TIER : 255
H	3 TIER : 425
H	4 TIER : 590



2 TIER RACK



SINGLE RACK



2 TIER RACK

CHROME
FINISH

PREMIUM RACKS

HERAMB




3 TIER RACK



SINGLE RACK

AVAILABLE SIZES	
W	10"/12"/14"/16" 18"/20"/22"/24"
D	4" / 6"
H	SINGLE : 2"
H	2 TIER : 11"
H	3 TIER : 17"

(Inch)



3 TIER RACK



2 TIER RACK



2 TIER RACK



SINGLE RACK

CHROME
FINISH

CORNER - DIAMOND

HERAMB



2 TIER CORNER



SINGLE SHELF



SINGLE SHELF



3 TIER CORNER

AVAILABLE SIZES	
SIZE	8" / 9" / 10" / 12"
H	SINGLE : 2"
H	2 TIER : 14"
H	3 TIER : 24"



2 TIER CORNER



2 TIER CORNER


CHROME
FINISH

CORNER - ROUND

HERAMB



2 TIER CORNER



3 TIER CORNER



3 TIER CORNER



2 TIER CORNER



SINGLE CORNER



SINGLE CORNER

AVAILABLE SIZES	
SIZE	8" / 9" / 10" / 12"
H	SINGLE : 2"
H	2 TIER : 14"
H	3 TIER : 24"

**CHROME
FINISH**

KITCHEN UTILITY PRODUCTS

HERAMB



2 TIER ONION - POTATO TROLLEY

DIMENSIONS		
W	D	H
305	305	430
<small>(mm)</small>		

AVAILABLE SIZES	
SIZE	
17" x 17" x 11"	
17" x 19" x 11"	
17" x 21" x 11"	
<small>(inch)</small>	




UTENSIL BASKET WITH CUTLERY DRAINER



GLASS TRAY / PLATE TRAY

AVAILABLE SIZES	
W	D
16"/18"/20"/22"	
24"/26"/28"/30"	
10"	
<small>(inch)</small>	



3 TIER ONION - POTATO TROLLEY

DIMENSIONS		
W	D	H
305	305	675
<small>(mm)</small>		

DIMENSIONS		
W	D	H
360	455	675
<small>(mm)</small>		



SERVICE TROLLEY

CHROME
FINISH

KITCHEN UTILITY PRODUCTS

HERAMB




2 BOTTLE RIGHT RACK



3 BOTTLE RIGHT RACK



4 BOTTLE RIGHT RACK



5 BOTTLE RIGHT RACK

BOTTLES SHOWN ARE PART OF THE PRODUCT PACKAGE



12 GLASS HOLDER



SHUTTER DUSTBIN



6 GLASS HOLDER



CYLINDER TROLLEY - HEAVY



CYLINDER TROLLEY - LIGHT



WINE GLASS HOLDER 12"
SINGLE / DOUBLE



CUTLERY HOLDER
WALL MOUNTING



LADLE CRADLE

DINING TABLE ACCESSORIES



FRUIT BASKET



PLATE RACK WITH DRIP TRAY



SPICE RACK

BOTTLES SHOWN ARE PART OF THE PRODUCT PACKAGE



**PLATE RACK
WITH CUTLERY TRAY**



CUTLERY HOLDER



CUTLERY GLASS

CHROME
FINISH

BATHROOM ACCESSORIES

HERAMB



DELUXE PERFUME RACK
SIZES : 12" / 15" / 18"



DIAMOND CORNER SHELF
SIZES : 8"/9"/10"/12"



TOOTH BRUSH HOLDER
SINGLE / TWIN



SOAP DISPENSER



TISSUE
PAPER
HOLDER



ROUND CORNER SHELF
SIZES : 6"/7"/8"/9"/10"/12"



SOAP DISH



BIN HOLDER
10"x10"x7"H



DETERGENT HOLDER
235 W x 100 D x 395 H

CHROME
FINISH

BATHROOM ACCESSORIES

HERAMB



TOWEL RACK - SINGLE
WIDTH - 16 7/24"



TOWEL RACK - 2 TIER
WIDTH - 16 7/24"



BATHROOM CORNER
225 W x 225 D x 460 H



LAUNDRY TROLLEY
13"W x 13"D x 17"H

CHROME
FINISH

UTILITY PRODUCTS


HERAMB



BOOK ORGANISER - 4 COMPARTMENTS

DIMENSIONS			
	W	D	H
3 C	265	200	200
4 C	355	200	200
5 C	440	200	200

(mm)



BOOK ORGANISER - 3 COMPARTMENTS



BOOK ORGANISER - 5 COMPARTMENTS



SHOE RACK

DIMENSIONS		
W	D	H
540	275	550

(mm)



WATER PURIFIER STAND

DIMENSIONS		
W	D	H
300	300	370

(mm)



GARMENT HOOK - 4 R / 6 R / 8 R

CHROME
FINISH

WARDROBE ACCESSORIES

HERAMB



**SIDE MOUNTING WARDROBE
PULLOUT ORGANISER**
MODEL : SMP Shelves

DOOR MOUNTING UNIT
MODEL : DMU Shelves



TOP MOUNTING HANGER PULLOUT
MODEL : TMPH

Width :	(inches) 13	Width :	(inches) 5-13
Depth :	(inches) 19	Depth :	(inches) 39
Height :	(inches) 24 36 48	Height :	(inches) 24 36 48
Shelves	Nos. 2 3 4	Shelves	Nos. 2 3 4



TROUSERS PULLOUT
MODEL : TPO



SIDE MOUNTING TROUSERS PULLOUT
MODEL : SMTPO
Size : 430 x 305



TIE HOLDER PULLOUT
MODEL : THPO
Size : 465 x 100 X 60



HOOK RAIL PULLOUT
MODEL : HRPO
Size : 465 x 100 X 60

CHROME
FINISH


WARDROBE ACCESSORIES

HERAMB



Width:
600-650mm /
750-800mm /
800-850mm

SHELF WITH COAT HANGER
MODEL : SCH (W)



Width:
600-650mm /
750-800mm /
800-850mm

BASKET WITH TROUSER PULLOUT
MODEL : BTP (W)

CHROME
FINISH

WARDROBE MERRY GO ROUND UNIT

HERAMB



Merry
Go
Round

MERRY GO ROUND - WARDROBE

Introduces optimum organization, easy access & perfect storage to any wardrobe. To reach to the rear end of the wardrobe used to be difficult. Now it is possible to retrieve material stored at the rear end easily as it comes to the forefront. This unit also adds to the elegance of your garment storage system.

MODEL : MGR - W

Height : 6ft -7ft

Depth : 20"

Carcase : 900 mm

Loading Capacity : 100 kgs.



SQUARE TELESCOPIC SPACER
W25xD30xH5
Used for the packing on sides of the cabinet.
Spacer for Telescopic Channel.



PLASTIC WASHER
15 x 5 / 19 x 5 (Small)
15 x 15 / 19 x 15 (Big)



SS FACIA CLIP
Used for fixing face on the basket



SHIMS
W13xD15xH1
Shims are adjustable packing.
These shims can be used without removing
the screw completely for more packing.



SS CHANNEL CLIP
Used for fixing channel to the basket



SS SCREW/NUT WASHER
15mm / 19mm / 25mm
It is used for fixing channel to on the baskets



**TRIANGULAR GLASS SUPPORT
(PLAIN)**

These are Triangular shaped Plastic Support
to fix the glass on the shutter with groove
Each glass Shutter requires
4 Triangular Supports




**TRIANGULAR GLASS SUPPORT
(GROOVE)**

These are Triangular Shaped plastic Support
to fix the glass on the shutter without groove.
Each glass shutter requires
4 Triangular Supports



FIXED GRID CLAMP
These are PVC Support for Shelves.
Glass tray requires one set and plate tray
requires one set.



WALL CABINET HANGING BRACKET SET
These are Heavyduty L-brackets to hang
wall cabinets.
Each Wall Cabinet every foot requires 1 Set.
Corner Wall Cabinet requires 2 Set.



HERAMB

**STAINLESS STEEL
ACCESSORIES**

Company Mission

*To maximise customer
satisfaction by offering the richest
quality stainless steel accessories for
Kitchen, Bathroom & Wardrobe
at affordable rates ensuring
maximum value for money.*





HERAMB ENTERPRISES

4 & 5, Balam Darshan, Thane Bhiwandi Road, Kalher Village, Taluka Bhiwandi, Dist. Thane, Maharashtra - Pin : 421302
Tel.: 9224629763 / 9220334237 E-mail : info@herambaccessories.com Website : herambaccessories.com